

Pockets 2

Second
Edition




PEARSON
Longman



Mario Herrera

Barbara Hojel

CD-ROM
included

Pockets 2



Mario Herrera Barbara Hojel



Pockets 2, Second Edition

Copyright © 2009 by Pearson Education, Inc.
All rights reserved.

No part of this publication may be reproduced, stored in a retrieval system, or transmitted in any form or by any means, electronic, mechanical, photocopying, recording, or otherwise, without the prior permission of the publisher.

Pearson Education, 10 Bank Street, White Plains, NY 10606

Staff credits: The people who made up the *Pockets, Second Edition* team, representing editorial, production, design, and manufacturing, are Rhea Banker, Iris Candelaria, Tracey Munz Cataldo, Christine Edmonds, Johnnie Farmer, Nancy Flaggman, Yoko Mia Hirano, Christopher Leonowicz, Judy Li, Linda Moser, Barbara Sabella, Susan Saslow, and Malread Stack.

Text design: Tracey Munz Cataldo

Text composition: TSI Graphics

Text font: Frutiger Bold

Illustrations: Luis Briseno, Luis Montiel, Mari Rodriguez, and Hugo Miranda Ruiz

Photos: Pages 12, 24, 36, 48, 60, 72, 84, 96, 108 by David Mager; all others © clipart.com, dreamstime.com, iStock.com, photoobjects.net, and shutterstock.com

PEARSON LONGMAN ON THE WEB

Pearsonlongman.com offers online resources for teachers and students. Access our Companion Websites, our online catalog, and our local offices around the world.

Visit us at **pearsonlongman.com**.

ISBN-10: 0-13-603878-6

ISBN-13: 978-0-13-603878-8

Printed in China (CTPS/03)

3 4 5 6 7 8 9 10 -13 12 11 10 09

Consultants and Reviewers

Claudia Abraham, Pekitas, Mexico City, Mexico • **Cellna Aceves**, Instituto Miguel Ángel, Guadalajara, Mexico • **Laura Acosta**, Colegio Quetzal, Mexico City, Mexico • **Lilia Argumedo**, Colegio Guadalupe, Mexico City, Mexico • **Elvia Badillo Chávez**, Universidad Anáhuac, Facultad de Educación, Centro de Asesoría Pedagógica, Mexico City, Mexico • **Rosa María Buerba Villegas**, ICIF México-Universidad Anáhuac, Mexico City, Mexico • **Consuelo Cadena Soria**, Escuela Mexicana Americana, Mexico City, Mexico • **Olga Calva**, Colegio Británico, Mexico City, Mexico • **Jacqueline Castillo**, CIMAT, Mexico City, Mexico • **Yoon Jung Choi**, Ewha Language School, Seoul, Korea • **Alma Georgina Cruz**, Fernando R. Rodríguez, Mexico City, Mexico • **Ruth Cruz**, Colegio Carmel, Mexico City, Mexico • **María del Consuelo Durán**, Escuela Mexicana Americana, Mexico City, Mexico • **Rosario Escalada**, Universidad Motolinía, Mexico City, Mexico • **Blanca E. García Robledo**, Kinder John F. Kennedy, Guadalajara, Mexico • **Edgar García Ruvalcaba**, Escuela Bertha Von Glummer, Guadalajara, Mexico • **Mónica García**, Instituto Pierre Faure, Guadalajara, Mexico • **Antonleta González**, IFIMAC, Guadalajara, Mexico • **Jennifer Huerta**, Monte Rosa, Mexico City, Mexico • **Irma Isabel Izquierdo**, Colegio Leonardo Da Vinci, Cancun, Mexico • **Ruth Jasso Valtierra**, Colegio Victoria Tepeyac, Mexico City, Mexico • **Helen Jean**, Hansol GEN, EFL R & D Director, Seoul, Korea • **Ana Langarica Rentería**, Centro Escolar del Tepeyac, Mexico City, Mexico • **Eun-Mi Lee**, Mokdong SLP, Seoul, Korea • **Lorena Patricia Lizardo**, Centro Educativo los Pinos, Guadalajara, Mexico • **Laura López de la Vega**, Colegio Miraflores, León, Mexico • **María Inés López**, FORMUS, Monterrey, Mexico • **Juanita Elvira Marroquín**, Instituto Regiomontano, Monterrey, Mexico • **Lucy Miranda**, Liceo Mexicano, Monterrey, Mexico • **Gabriela Muela**, Instituto Olimpia, Monterrey, Mexico • **Aida Nájera**, Bernardo de Balbuena, Mexico City, Mexico • **Margarita Natera**, Colegio Hispano Inglés, Leon, Mexico • **Marcela Reyes**, Colegio Reims, Mexico City, Mexico • **Angélica Ríos**, Nanny, Mexico City, Mexico • **Mariana Serralde**, Centro Educativo Monteverde, Cancun, Mexico • **María Fernanda Torres Romero**, Escuela Mexicana Americana, Mexico City, Mexico • **Bertha Vázquez**, Latin American School, Monterrey, Mexico • **Lucy Vergara**, Colegio Andersen, Mexico City, Mexico

Pearson Longman would like to thank the following schools for piloting *Pockets, Second Edition*:

Colegio Anglo Francés, Monterrey, Mexico • **Colegio Cervantes Colonias**, Guadalajara, Mexico • **Colegio Euterpe**, Monterrey, Mexico • **Colegio Highlands**, Monterrey, Mexico • **Colegio Himalaya**, Monterrey, Mexico • **Colegio Hispanoamericano**, León, Mexico • **Colegio Isabel La Católica**, Monterrey, Mexico • **Colegio Mexicano**, Monterrey, Mexico • **Colegio Mi Pequeño Sol**, León, Mexico • **Colegio Miraflores**, León, Mexico • **Instituto Damicis**, Puebla, Mexico • **Instituto Godwin**, Mexico City, Mexico • **Instituto Kilimanjaro**, Monterrey, Mexico • **Instituto Leonés**, León, Mexico • **Instituto Mexicano Madero**, Campus Toledo, Puebla, Mexico • **Instituto Mexicano Madero**, Campus Zavaleta, Puebla, Mexico • **Instituto Miguel Angel**, Guadalajara, Mexico • **Instituto Olimpia**, Monterrey, Mexico • **Irish Valley Preschool**, Monterrey, Mexico • **Kinder Andes**, Mexico City, Mexico • **Kinder Edelweiss**, Mexico City, Mexico • **Oak Hill CECVAC Preschool**, Monterrey, Mexico • **Oxford Preschool**, Mexico City, Mexico • **Pinecrest Institute**, Mexico City, Mexico

Child Reviewers

Emily Bupp (4 years old) • **Kyle Shigeo Frommer** (4 years old) • **Cole Nam** (3 years old) • **Carlos Portillo Vázquez** (3 years old) • **Karla Portillo Vázquez** (5 years old) • **Marlee Reinmuth** (5 years old) • **Melissa Rodino** (5 years old) • **Veronika J. Volcjak** (3 years old) • **Nina Marie Williams** (4 years old)

Contents

1 At School	2
2 Our Senses	14
3 At the Fair	26
4 People We Know	38
5 Zoo Animals	50
6 Clothes for All Weather	62
7 Foods We Like	74
8 Our Neighborhood	86
9 The Sky	98

1


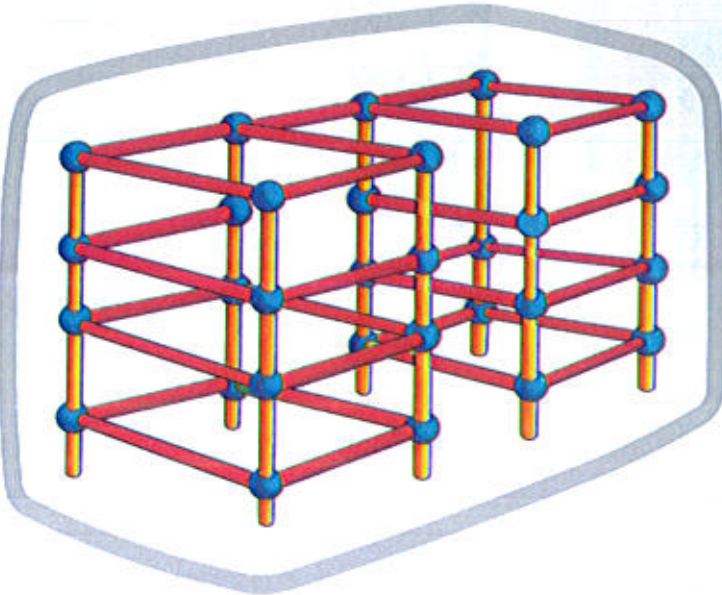
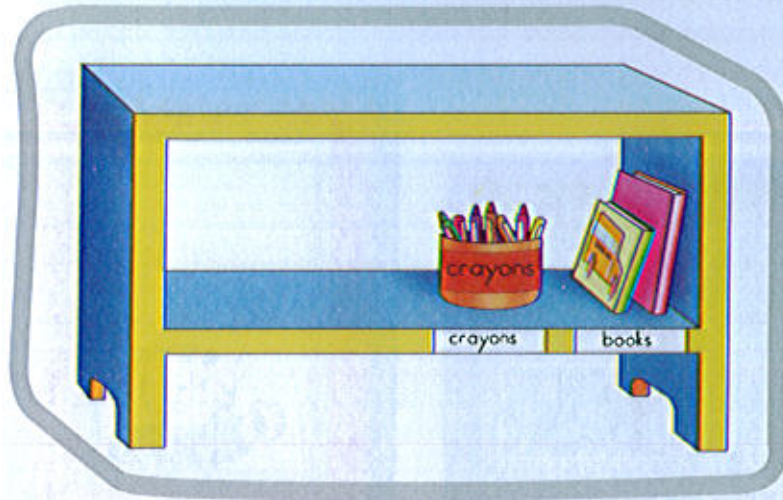
At School

Listen and point. Say.






Listen, point, and say. Trace.





Trace and say. Find shapes and colors.





Find and say. Listen and circle.



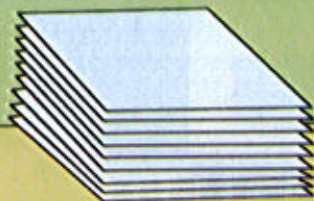
Practice: running, jumping, bouncing, sliding, swinging, climbing



Listen and say. Match and stick.



books



paper



glue






crayons



scissors




Trace the path and say.



Practice: *in, out, up, down*/playground objects



Paste the Cutouts (page 111) and/or draw. Say.







 Time to go home!



A11

Outside and Inside

 We play outside!



Hello,
teacher!



Hi! Come
inside.



We work and
play inside!

3



Choose, cut, and paste. Say.

Work Together





Application: Do What's Right



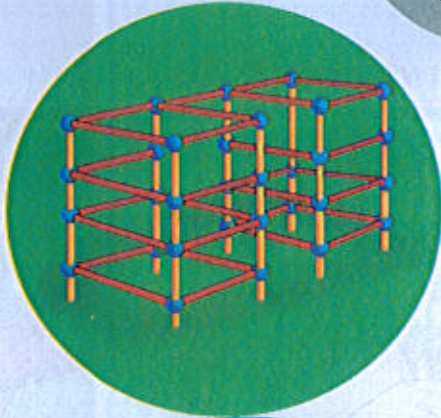
My Book

Tape and make holes. Tie a ribbon. Draw.






It's a hula hoop.



2

Our Senses

Listen and point. Say.





Listen, point, and say. Trace.







Match and say.





Draw what they see, taste, smell, and touch. Say.










Listen and say. Stick. Trace and draw lines.





Color. Match and say.






Paste the Cutouts (page 111) and/or draw. Say.





 **I taste! Mmmmm!**

A23

In My Backyard




 **I hear!**



 **I see!**

2




 **I touch and I smell!**

3



Choose, cut, and paste. Say.



Listen to Your Teacher



Application: Do What's Right

My Drum

Use a rubber band around wax paper and cut. Decorate.





Listen. Spin and say. Stick.

Unit 2
GOOD
JOB!



I can hear
a drum.



3

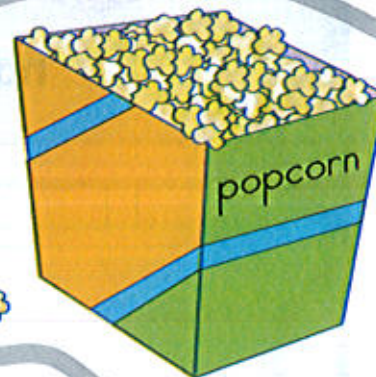

At the Fair

Listen and point. Say.





Listen, point, and say. Trace.





Color. Point and say. Match.

Color. Point and say. Match.



happy



sad



mad



scared



orange



red



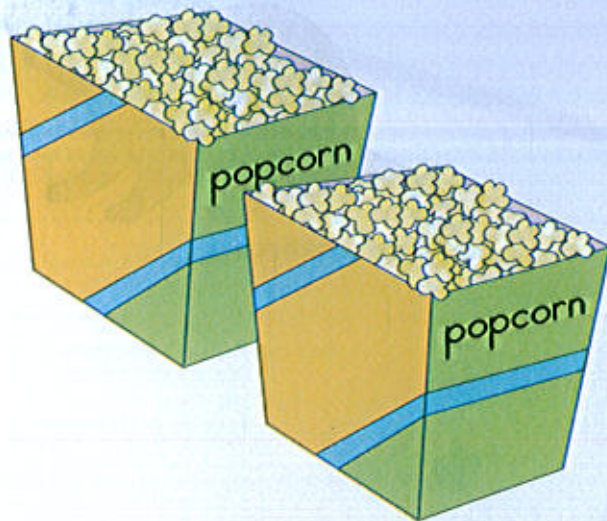
purple



blue


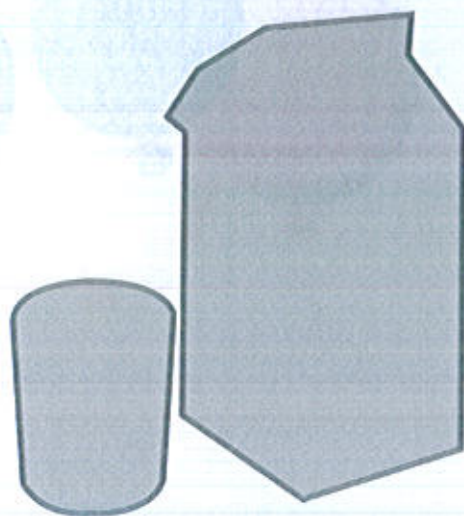




Count and trace. Say.






Listen and say. Stick. Trace and draw lines.





Trace the lines in color. Say.

1.




2.



3.



4.




Practice: light/dark



Paste the Cutouts (page 113) and/or draw. Say.






Thank you, Mother!
Thank you, Father!

4

© Pearson Education, Inc. All rights reserved.




I see a merry-go-round!

1



I see clowns!


2



**I see balloons!
I see an airplane ride!**




3

 Draw a balloon. Say.



My Train

Paint. Draw, cut, and decorate.



4

People We Know

Listen and point. Say.





Listen. Point, say, and circle. Stick.

Unit 3
GOOD
JOB!

Fun at the Fair




What is it?



It's a clown.

 Listen and say. Trace.

Listen, point and say. Trace.





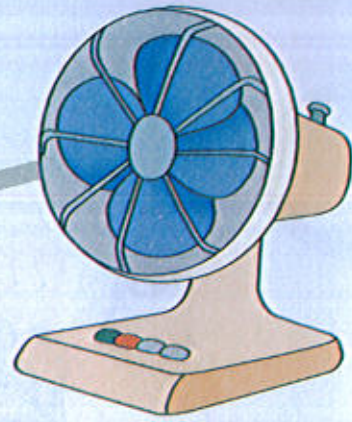
Listen, point, and say. Trace.



Presentation: uncle, aunt, cousin, family, friend, neighbor



Listen and say. Stick. Trace and draw lines.





Count and trace. Say.

5



6



7





Listen and say. Circle and cross out.


1.



2.



3.




Practice: sounds /f/, /l/, /m/



Paste one frame (page 115) and draw your friend. Say.





© Pearson Education, Inc. All rights reserved.



Hi, Mom. This is Anna.
She is my new friend!

4



Cousin Anna



Hi!



Hello. Let's play.

1



This is my
cousin Anna.



Hello.



I like to
swing.

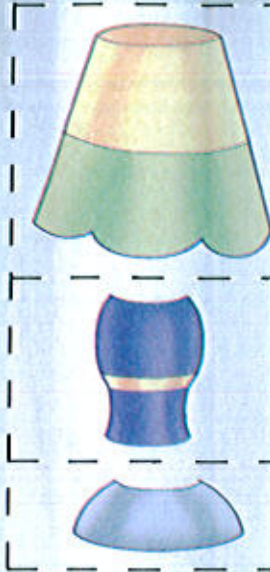


I like to
swing, too!



Cut and paste. Say.

Tell the Truth



Application: Do What's Right

My Friends

Cut and paste. Punch holes. Make a mobile.





Listen. Point, say, and check. Stick.



Who is that?

That is a cousin.

Unit 4
GOOD
JOB!



Listen and point. Say.

elephants

lions

zebras


giraffes

seals

monkeys



Find and say. Listen and circle.



giraffes



seals

Ice Cream

sandwiches
ice cream



Listen, point, and say. Trace.






Listen and say. Stick. Trace and draw lines.





Count and trace. Say.





Choose and paste two Cutouts (page 117) and/or draw. Say.





Wow! Look!






Follow the paths and say.





I see two children.
You and me!

4



I see one
elephant.




I see two
zebras.

1

My Mask


Cut. Color and paste.



6

Clothes for All Weather

Listen and point. Say.





Listen. Follow the path and say. Stick.

What do you see?

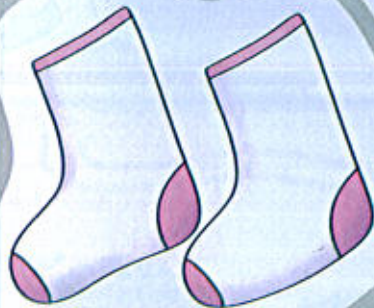
I see a zebra.

Unit 5
GOOD
JOB!





Listen, point, and say. Trace.



Presentation: sweater, socks, shorts, underwear, bathing suit, raincoat



Listen and say. Stick. Trace letters and draw lines.



fish



father

Ff




farmer



family



Choose and paste the Cutouts (page 119) and/or draw. Say.





Listen and say. Circle and cross out.

1.



2.



3.



4.





2



Let's swim!



Okay!
Where's your
bathing suit?




Is it in your
closet?




No. Where
is it?

3



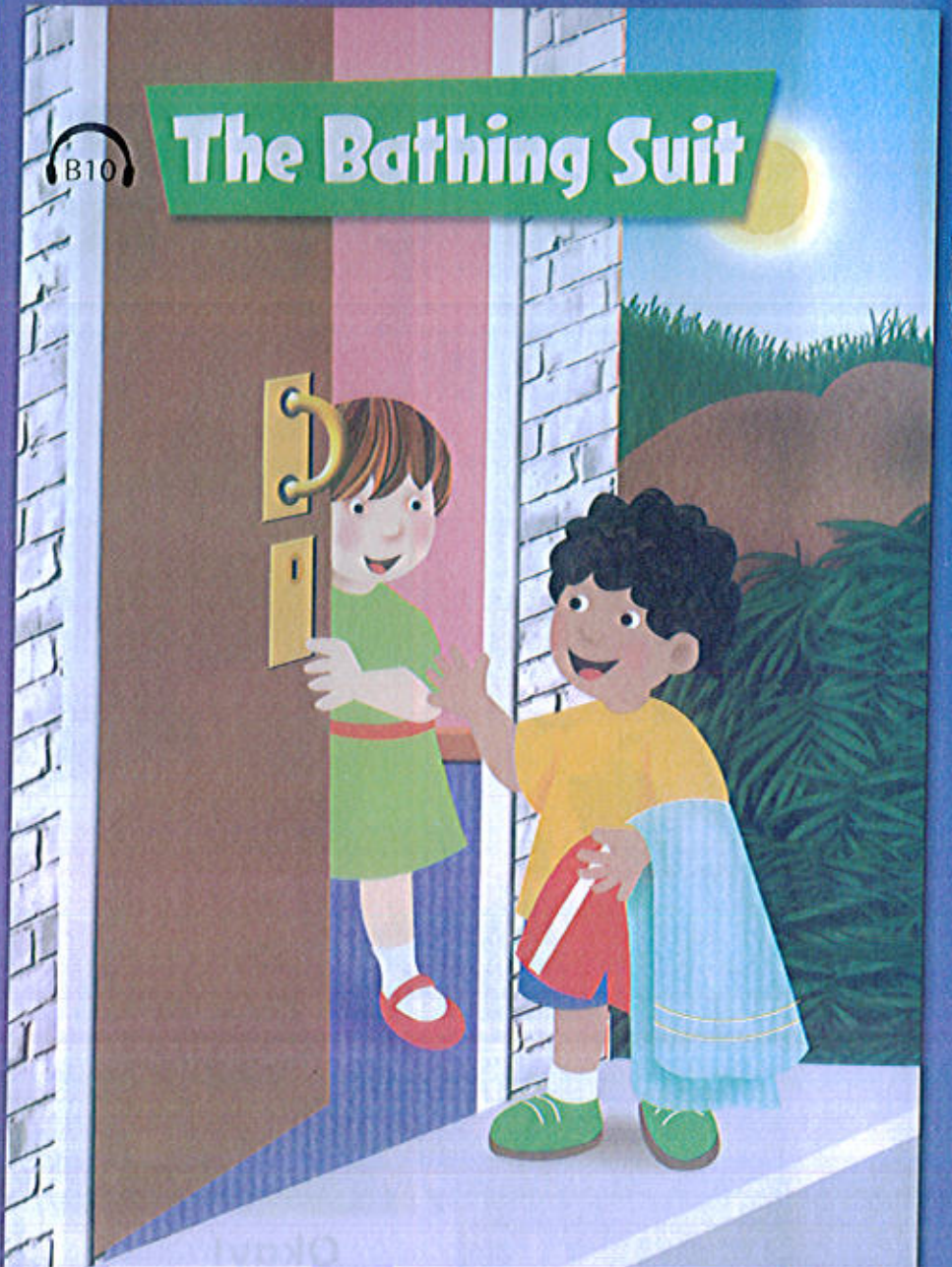
 I see your bathing suit!

 Me too! It's on the doll!


© Pearson Education, Inc. All rights reserved.

B10

The Bathing Suit



 Hi!


 Hi. Come in.

1

Take Care of Your Things




Color the boy's sweater. Say.



My Snowman


Fill the sock and make 3 parts. Decorate.



7

Foods We Like


Listen and point. Say.





Listen. Point, say, and circle. Stick.

Unit 6
GOOD
JOB!







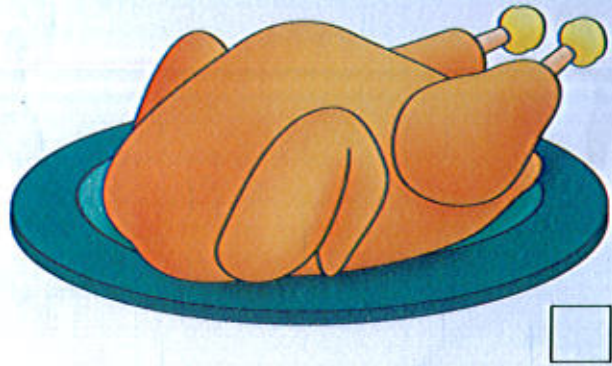
What is it?



It's a sweater.



Listen, point, and say. Check.









Circle the same items and cross out others. Say.




 **Count and draw one more. Trace and say.**






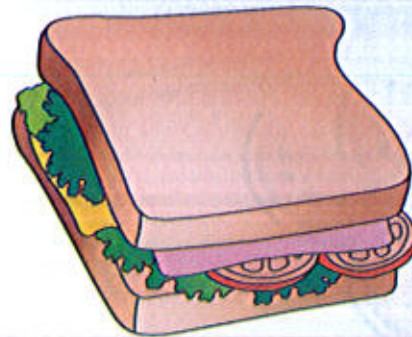
Listen and say. Stick. Trace letters and draw lines.

With blue ink



S s soda

sun



s sandwich

seal



Listen and say. Draw and say.

1.



2.



3.




4.





Choose and paste the Cutouts (page 121) and/or draw. Say.





I like salad!



I like soup!



I like corn!



I like corn, too!
Look! They are the same!



I like soup and corn!

4

© Pearson Education, Inc. All rights reserved.

B21

Dinner



I'm hungry.



I'm hungry, too!



1

 Circle the foods you want. Say.




Thank you.

You're welcome.



My Sandwich

Cut, put together, and paste.



8

Our Neighborhood

Listen and point. Say.

Fire Station



Hospital



Restaurant



Post Office





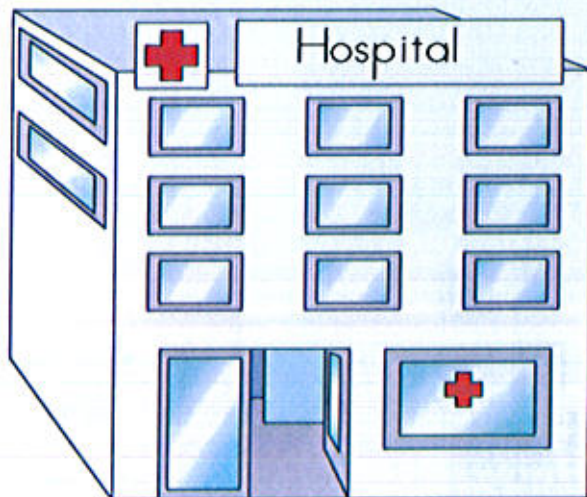


What do you want to eat?

I want soup
and salad.






Listen, point, and say. Check.




 Trace lines and say.





Listen and say. Stick. Trace letters and draw lines.



milk

Mm



mother




moon



mouse




Count and draw one more. Trace and say.





 Look and draw.

1.



2.



3.





Choose and paste the Cutouts (page 123) and/or draw. Say.



B34

The Toy Hospital




Thank
you.



You're
welcome.

© Pearson Education, Inc. All rights reserved.




Oh no! Look! My doll!

1





Cut and paste. Say.



Keep Places Clean





Your turn. Draw, cut, and paste.





Our Street

Cut, paste, and draw.





Listen. Draw the paths and say. Stick.

Unit 8
GOOD
JOB!

Where is the ambulance going?

It's going to the hospital.





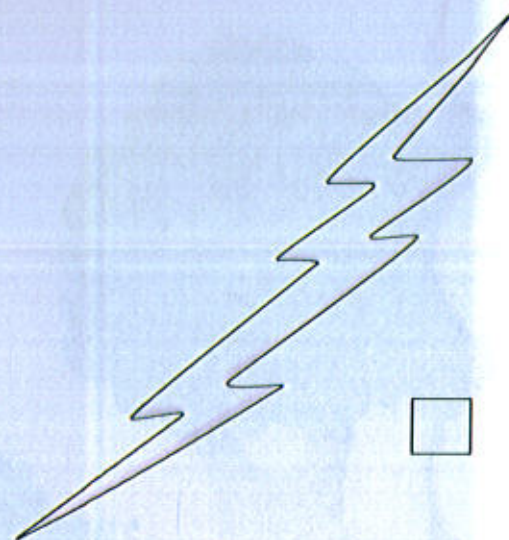

9 The Sky

Listen and point. Say.






Listen, point, and say. Check.





Count the flowers and draw one more. Trace and say.







Count and draw one more. Trace and say.





Listen and say. Stick. Trace letters and draw lines.



lion




lollipop




lemonade

 Listen and say. Trace. Draw.

1. Mm



2. Ss



3. Ll




4. Ff





Choose and paste the Cutouts (page 125) and/or draw. Say.





Look! A
rainbow!




Wow! A
rainbow!

© Pearson Education, Inc. All rights reserved.



The Rainstorm



Look at
the clouds!



I see a
duck!



Uh, oh! I see rain!



I feel rain!



Run!



We see lightning!

Respect Nature

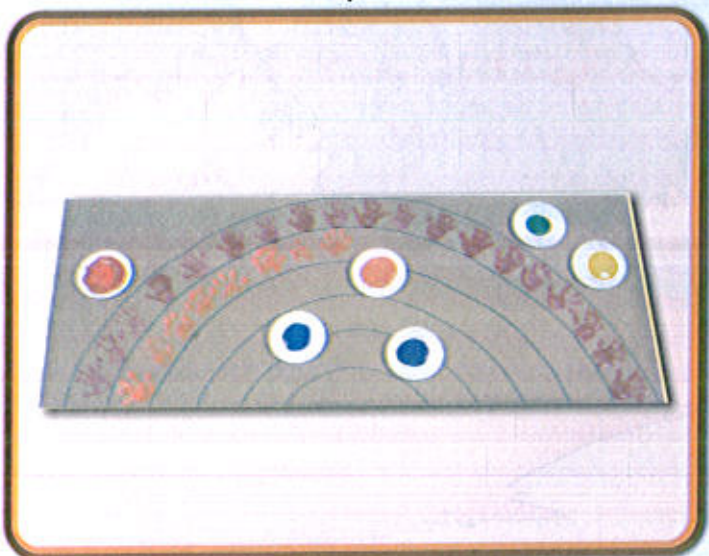



 Draw more butterflies. Say.



Our Rainbow

Draw. Paint with your hands.






Listen. Follow the path and say. Stick.



What do you see?



I see clouds.

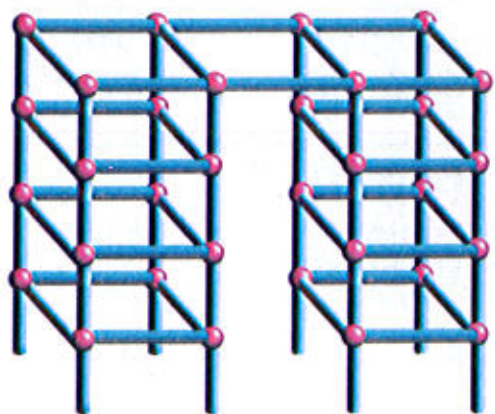


Unit 9
GOOD
JOB!





Good-bye!

✂ Cutouts for Page 8




✂ Cutouts for Page 20






✂ Cutouts for Page 32











✂ Cutouts for Page 44





✂ Cutouts for Page 104



Pockets 2

Second Edition



Reach into *Pockets, Second Edition*, for a happy, productive English classroom! This popular four-level course for children aged two to five features an easy-to-use, five-step pedagogy that supports language acquisition and skills development.

New to the second edition

- fun hands-on projects
- a values curriculum
- more math content
- dialogue-enhanced assessments
- photographs for a real-life connection
- student CD-ROMs
- new songs and chants
- a Reading and Writing Workbook with Teacher's Notes
- a new level for two-year-olds



Pockets Companion Website
<http://www.pearsonlongman.com/pockets>

Components

- Student Book with CD-ROM (Levels 2 and 3)
- Workbook with Songs and Chants CD
- Reading and Writing Workbook (one for program)
- Interleaved Teacher's Edition
- Class Audio CD
- Large-format Picture Cards
- Large-format Posters
- Teacher's Bonus Pocket (one for program)
- Mascot Puppet
- Video (DVD) with Guide
- Big Book with Teacher's Notes
- Companion Website



After *Pockets*,
move on to *Backpack!*




Pockets 2, Second Edition – “Good Job!” Stickers




Pockets 2, Second Edition – Stickers

Unit 7
Page 78



Unit 8
Page 90




Unit 9
Page 102



Pockets 2, Second Edition – Stickers

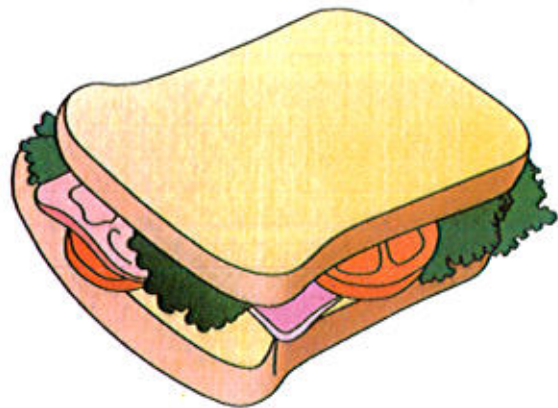
Unit 4
Page 42



Unit 6
Page 66


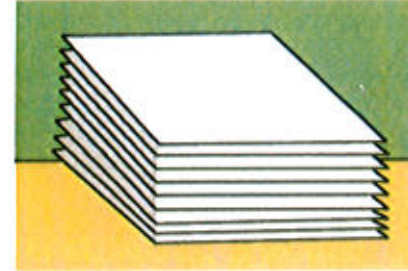



Unit 5
Page 54




Pockets 2, Second Edition – Stickers

Unit 1
Page 6



Unit 2
Page 18



Unit 3
Page 30

